

Rare earth magnetics & critical materials

Fast forwarding the clean energy transition

A Generational Opportunity

Disclaimer

Forward-Looking Information

The following presentation contains “forward-looking information” within the meaning of applicable securities laws in Canada. Forward-looking information may relate to future events or future performance of Neo Performance Materials Inc., and its subsidiaries and affiliates (collectively, “Neo”). All statements in this presentation, other than statements of historical facts, with respect to Neo’s objectives and goals, as well as statements with respect to its beliefs, plans, objectives, expectations, anticipations, estimates, and intentions are forward-looking information. Specific forward-looking information in this presentation include, but are not limited to: expectations regarding certain of Neo’s future results and information, including, among other things, revenue, expenses, revenue growth, capital expenditures, and operations; risk factors relating to national or international economies, and other risks present in the jurisdictions in which Neo, its customers, its suppliers, and/or its logistics partners operate, and; statements with respect to expected use of cash balances; continuation of prudent management of working capital; source of funds for ongoing business requirements and capital investments; expectations regarding sufficiency of the allowance for uncollectible accounts and inventory provisions; analysis regarding sensitivity of the business to changes in exchange rates and changes in rare earth prices; impact of recently adopted accounting pronouncements; risk factors relating to intellectual property protection and intellectual property litigation; and, expectations concerning any remediation efforts to Neo’s design of its internal controls over financial reporting and disclosure controls and procedures. Often, but not always, forward-looking information can be identified by the use of words such as “plans”, “expects”, “is expected”, “budget”, “scheduled”, “estimates”, “continues”, “forecasts”, “projects”, “predicts”, “intends”, “anticipates” or “believes”, or variations of, or the negatives of, such words and phrases, or state that certain actions, events or results “may”, “could”, “would”, “should”, “might” or “will” be taken, occur or be achieved. This information involves known and unknown risks, uncertainties and other factors that may cause actual results or events to differ materially from those anticipated in such forward-looking information. Neo believes the expectations reflected in such forward-looking information are reasonable, but no assurance can be given that these expectations will prove to be correct and such forward-looking information included in this discussion and analysis should not be unduly relied upon. For more information on Neo, investors should review Neo’s continuous disclosure filings that are available under its profile at www.sedarplus.ca. Information contained in forward-looking statements in this Presentation is provided as of the date hereof and Neo disclaims any obligation to update any forward-looking information, whether as a result of new information or future events or results, except to the extent required by applicable securities laws.

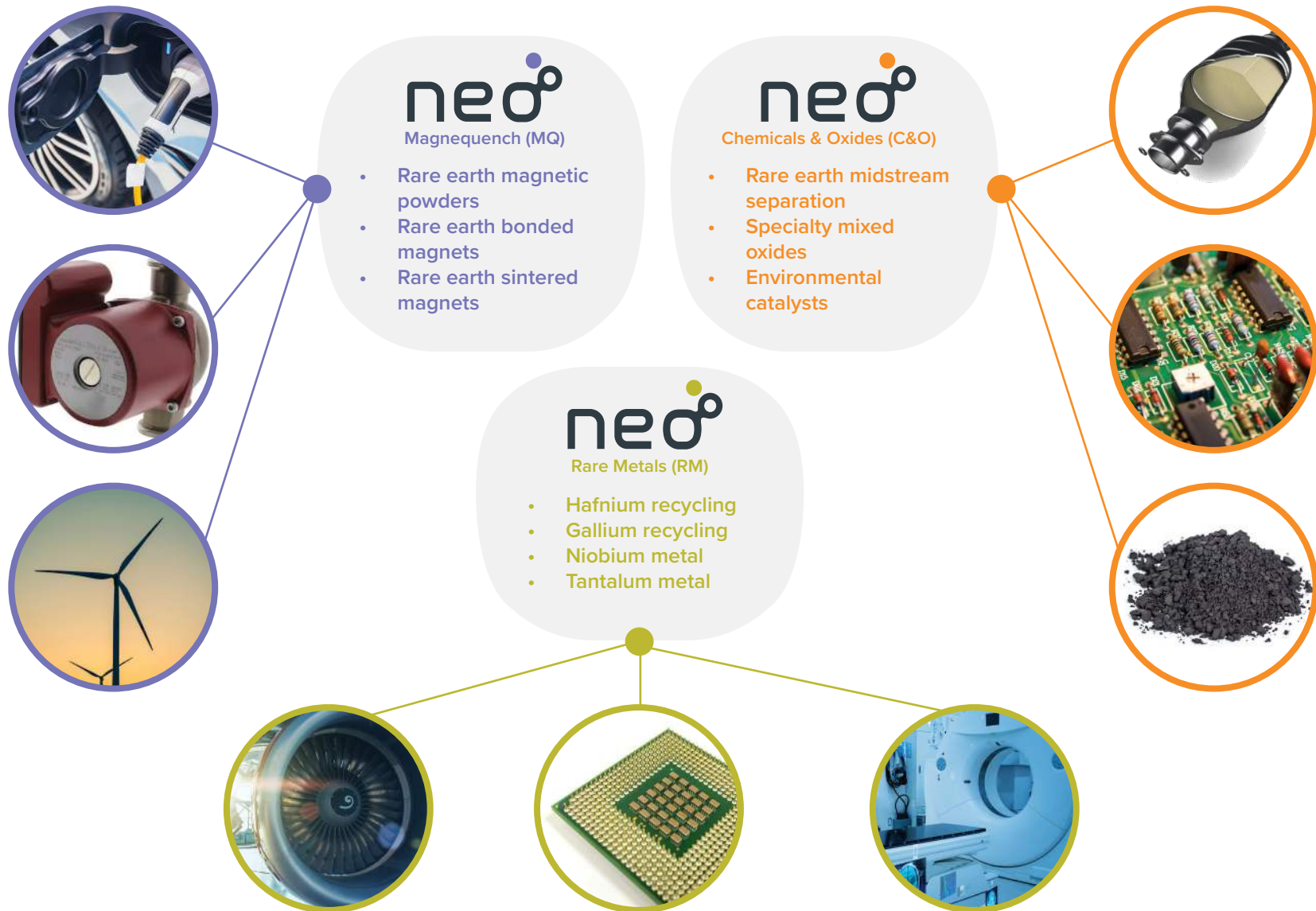
Non-IFRS Measures

This presentation refers to certain non-IFRS financial measures such as “Operating Income”, “Adjusted Net Income”, “EBITDA”, “Adjusted EBITDA”, and “Adjusted EBITDA Margin”. These measures are not recognized measures under IFRS, do not have a standardized meaning prescribed by IFRS, and may not be comparable to similar measures presented by other companies. Rather, these measures are provided as additional information to complement IFRS financial measures by providing further understanding of Neo’s results of operations from management’s perspective. Neo’s definitions of non-IFRS measures used in this news release may not be the same as the definitions for such measures used by other companies in their reporting.

Non-IFRS measures have limitations as analytical tools and should not be considered in isolation nor as a substitute for analysis of Neo’s financial information reported under IFRS. Neo uses non-IFRS financial measures to provide investors with supplemental measures of its base-line operating performance and to eliminate items that have less bearing on operating performance or operating conditions and thus highlight trends in its core business that may not otherwise be apparent when relying solely on IFRS financial measures. Neo believes that securities analysts, investors and other interested parties frequently use non-IFRS financial measures in the evaluation of issuers. Neo’s management also uses non-IFRS financial measures in order to facilitate operating performance comparisons from period to period. For the operating segments, Neo also uses “OIBDA” and “Adjusted OIBDA”, which reconciles to operating income. Neo uses OIBDA and EBITDA interchangeably as the use of adjustments in each measure provides the same calculated outcome of operating performance. For definitions of how Neo defines such financial measures, please see the “Non-IFRS Financial Measures” section of Neo’s management’s discussion and analysis filing for the quarter ended June 30, 2024, available on Neo’s web site at www.neomaterials.com and on SEDAR+ at www.sedarplus.ca.

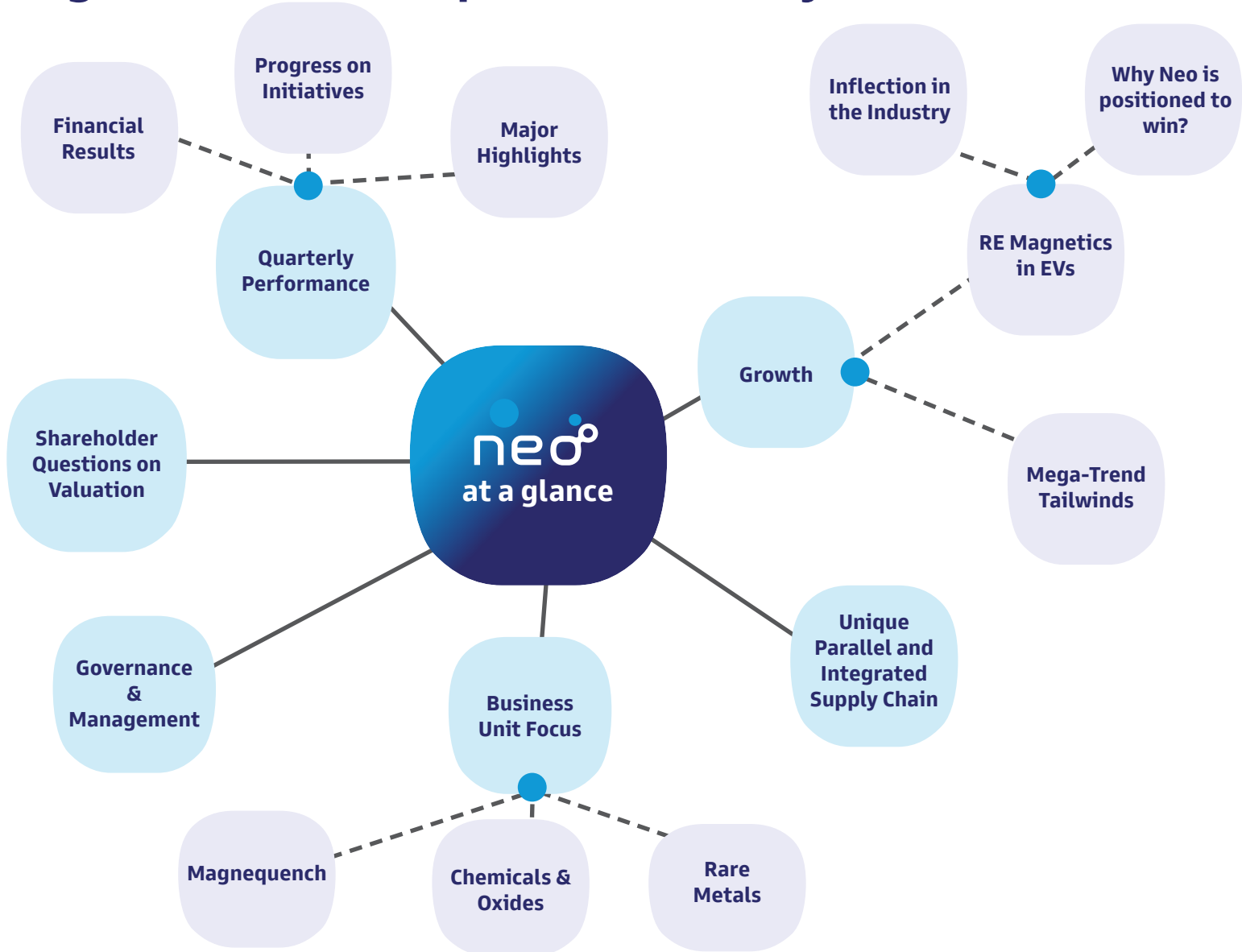
August 9, 2024

Navigating Neo's business units and applications



Navigating Neo's inflection point thesis: why invest now

CLICK BUBBLE
FOR SPECIFIC
PAGE.



NEO at a glance - Global Leadership

Neo is an advanced materials science, engineering & manufacturing company, with a focus on rare earth magnetism and other critical materials.

Rare Earth Magnetism market outside of China about to increase rapidly and sizeably

30+ years RE magnetism experience inside and outside of China



Most integrated rare earth magnetism company in the world



Only operator of **parallel supply chains** – both inside and outside of China

Global Leader in Rare Earth & Rare Metal Applications



Top 3 producer of environmental emissions control catalysts



Top recycler of hafnium and gallium rare metals outside of China



Only operator to offer **parallel rare earth separation** supply chain

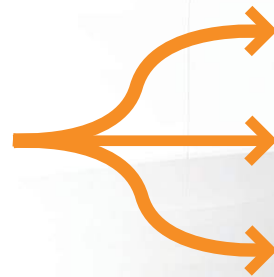
The Inflection Point in Rare Earth Magnetism

85% of all traction motors (for EVs) use rare earth magnets driven motors

+

90% of global RE magnetism are produced in China today

=



Massive investments by industry to create diversified supply

Automotive customers cannot have such geographic dependencies affecting powertrain for EVs

Governments in North America and Europe are putting both policy and real capital behind to create an independent RE industry

NEO at a glance

Headquarters

Toronto, Canada

Publicly Traded Exchange

TSX: NEO.TO

Global Footprint

Canada, China, Estonia, Japan, Germany, South Korea, Thailand, Singapore, United Kingdom, United States

Employees

~1,800

Market Cap*

CAD \$297 million

Shares Outstanding

41,751,560
(Fully Diluted: 42,427,360)

52-Week Price Range*

CAD \$5.50-9.50

Select Balance Sheet Metrics

Cash USD \$101 million
(incl. Restricted)

Inventory USD \$164 million

Debt USD (\$50) million

Recent Share Price*

CAD \$7.12

* As of August 9, 2024

Analysts Covering Neo:

Canaccord Genuity: Yuri Lynk

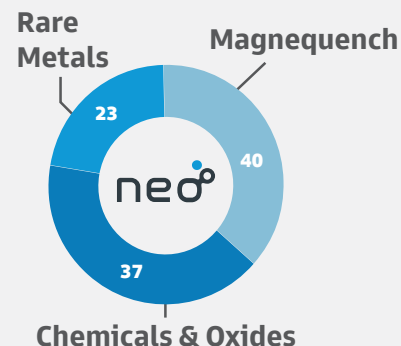
Cormark Securities: David Ocampo

Stifel GMP: Ian Gilles

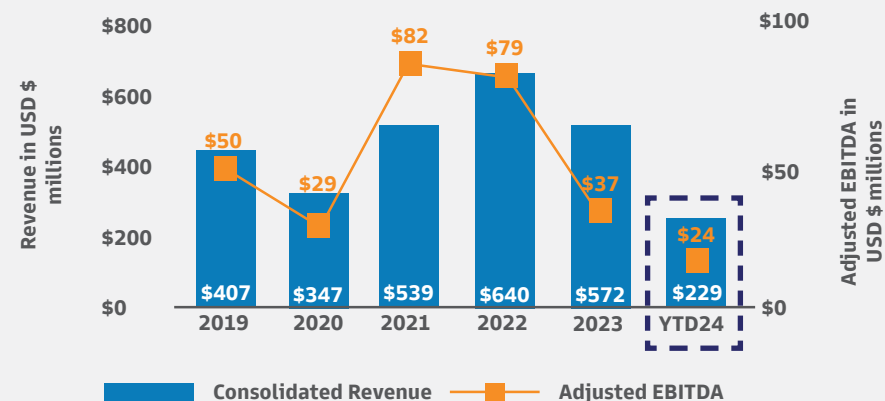
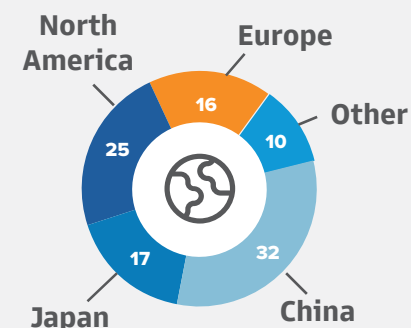
Raymond James: Frédéric Bastien

Paradigm Capital: Marvin Wolff

Revenue by Segment (LTM) %



Revenue by Geography (LTM) %



Q2 2024 Major Highlights

Top updates from the last quarter

Tier 1 Motor Awards for EV Traction Motors

- Commercial award peak year volume equivalent to **35% of completed Phase I capacity**
- Sintered magnets to be supplied by **Neo's Magnequench new manufacturing facility in Estonia, Europe**
- Production revenues are projected for the second half of 2026 through 2033, with peak supply to the customer expected in 2029.

Double-Digit EBITDA Growth

- With a first half of **2024 consolidated Adjusted EBITDA of \$24.2 million**, Neo has had a strong start to the year despite declining rare earth prices and continued soft demand in select end markets.
- Neo's fiscal year 2024 **outlook for Adjusted EBITDA is \$45.0 million to \$50.0 million**, which **increases** Neo's previously communicated outlook of double-digit percentage Adjusted EBITDA growth compared to fiscal year 2023.

Quapaw Rare Metals Facility Sale

- Neo entered into an agreement to sell 80% of its equity interest in Quapaw in consideration for an aggregate cash purchase price of **US\$1.4 million which represents a 9.0x multiple of trailing 12 months** of the EBITDA of the facility.
- Neo will enter into a **five-year agreement** for the Quapaw facility to continue purchasing gallium and indium from recycling facility in Peterborough, Ontario.

Strategic Review Process

- On June 14, 2024**, a Special Committee of independent directors was formed to lead a comprehensive strategic review process to consider strategic alternatives and opportunities to maximize shareholder value. It also retained independent financial and compensation advisors.
- No timetable for completion and no intention to comment further unless disclosure is necessary or appropriate. No assurances on outcome or timeline.

Promise made, promise kept to simply and streamline business to enable growth.

Update on Short-term Accountabilities - August 2024

Commitments

1-2 MOUs for Magnetic and Critical Materials

- ✓ Awarded next generation of heavy-rare-earth-free traction motors, including for a new HEV platform, while also qualifying for a BEV platform with a new manufacturing process.
- ✓ Awarded gallium tolling contracts for recycled gallium eliminating volatility in earnings and provides steady value-add margins.
- ✓ Commercial award with leading European Tier 1 Manufacturer of EV Traction Motors for Narva sintered magnet facility, after competitive bidding process for platform.

1-3 Sourcing Agreements to Diversify Supply and Support Growth

- ✓ Entered into an MOU with Meteoric Resources for offtake of 3,000 metric tonnes of TREO per year from Caldeira Project in Minas Gerais, Brazil.
- ✓ Executed sourcing agreement for RE oxides outside of China supply for traction motor business.
- ✓ Added 4 oxide suppliers as part of Silmet's RM hydromet closure, ceasing historical dependency on single ore supplier.
- ✓ Part of tolling agreement is to maintain control of gallium scrap within Neo ecosystem.

2-3 Changes in Manufacturing Strategy and Operational Footprint

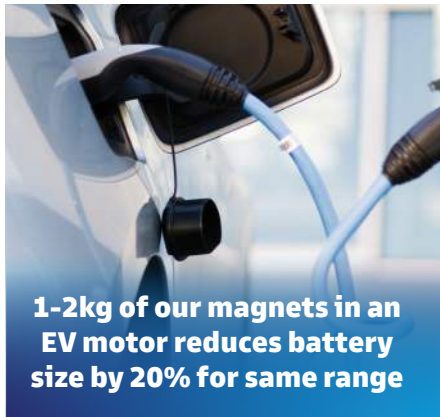
- ✓ Shutdown light rare earth solvent extraction in Zibo, China to improve ROCE and reduce economic volatility
- ✓ Closed midstream portion (hydromet) of Silmet RM division. Benefits include lower inventory, lower volatility, reduced headcount, focus on highest value sales, and focused factory operations.
- ✓ 25% of gallium business converted to tolling arrangement with strategic customers, to reduce volatility of economics.
- ✓ Agreement to sell equity ownership in Quapaw, Oklahoma Rare Metals facility. Sale expected to streamline operations and reduce complexity of business.

Progress

Growth Drivers

Neo's products deliver critical properties that enable technologies vital to each of these growth drivers

Electric Vehicles





Energy Efficient & Powerful Motors



Environmental Footprint Reduction



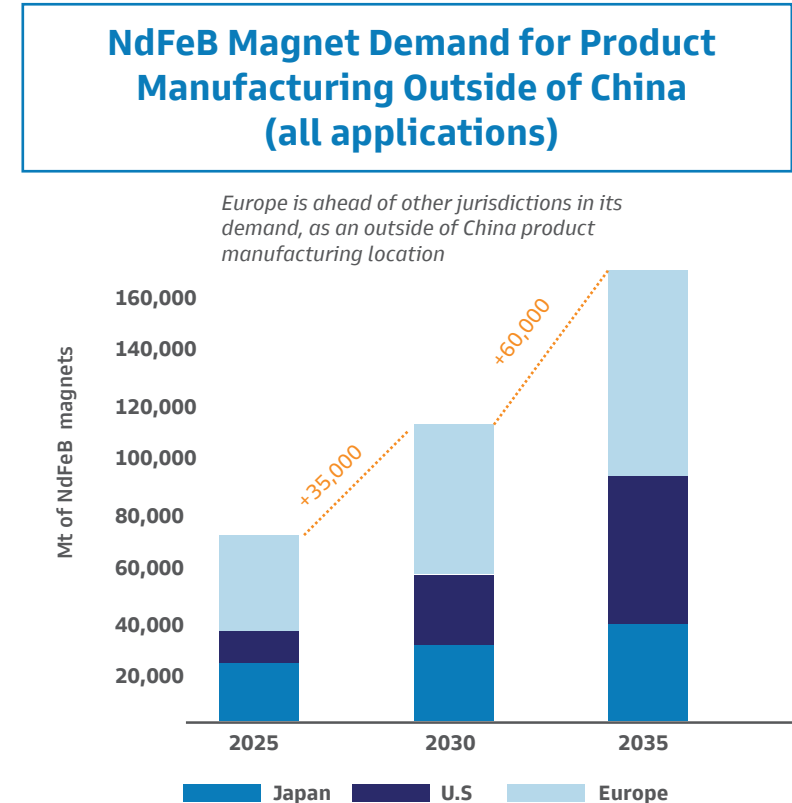
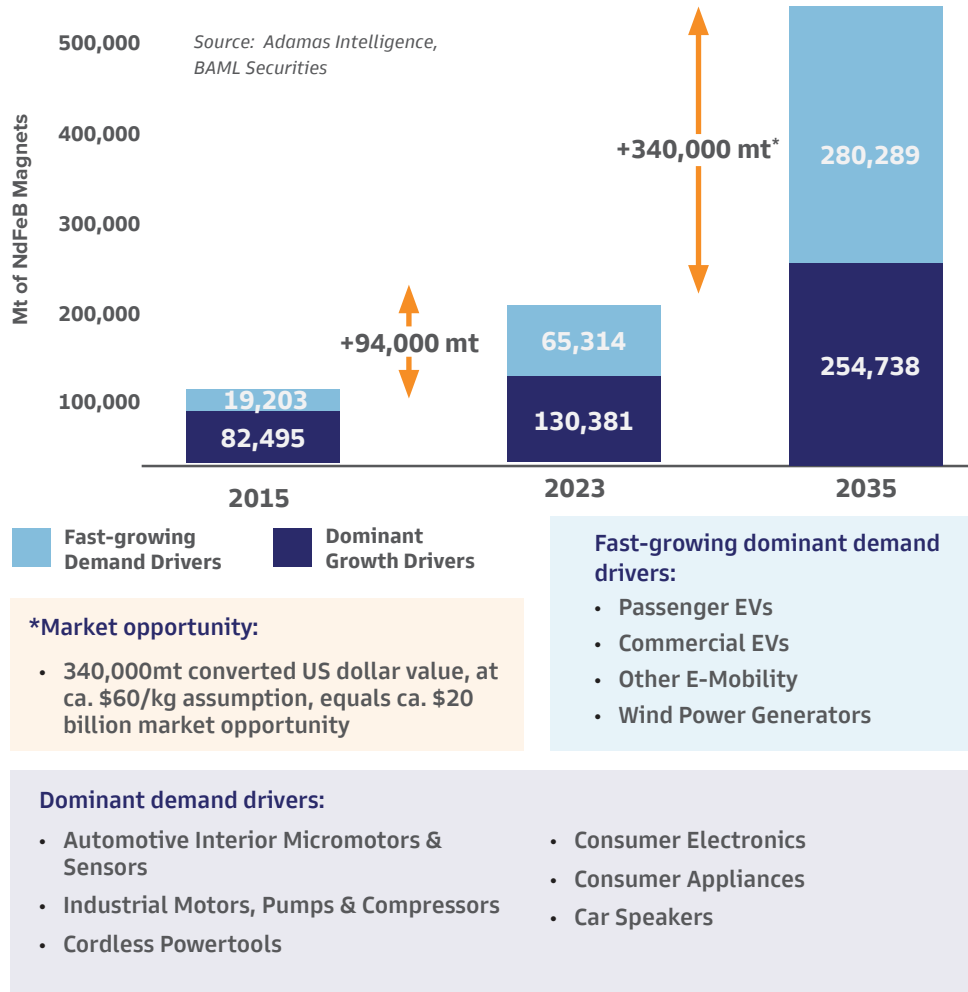
Advanced Microelectronics & Aerospace Technologies



With experience supplying these growing markets, Neo can amplify the value it captures from its product mix.

Understanding the Global Rare Earth Magnet Growth Curve

What is driving the global rare earth magnetics demand today? What will drive it tomorrow?



Source: Adamas Intelligence and Management Estimates

The new growth drivers of rare earth magnetics require a parallel supply chain.

Why are Rare Earth Magnetics important for EVs/PHEVs

Rare earth magnets are critical in all motors of EVs, including traction motors

Traction Motors

EV Traction Motors

- 1-2kg of rare earth magnets in EV traction motor
- 85% of EV motors use rare earth magnets

Other Motors in All Vehicles

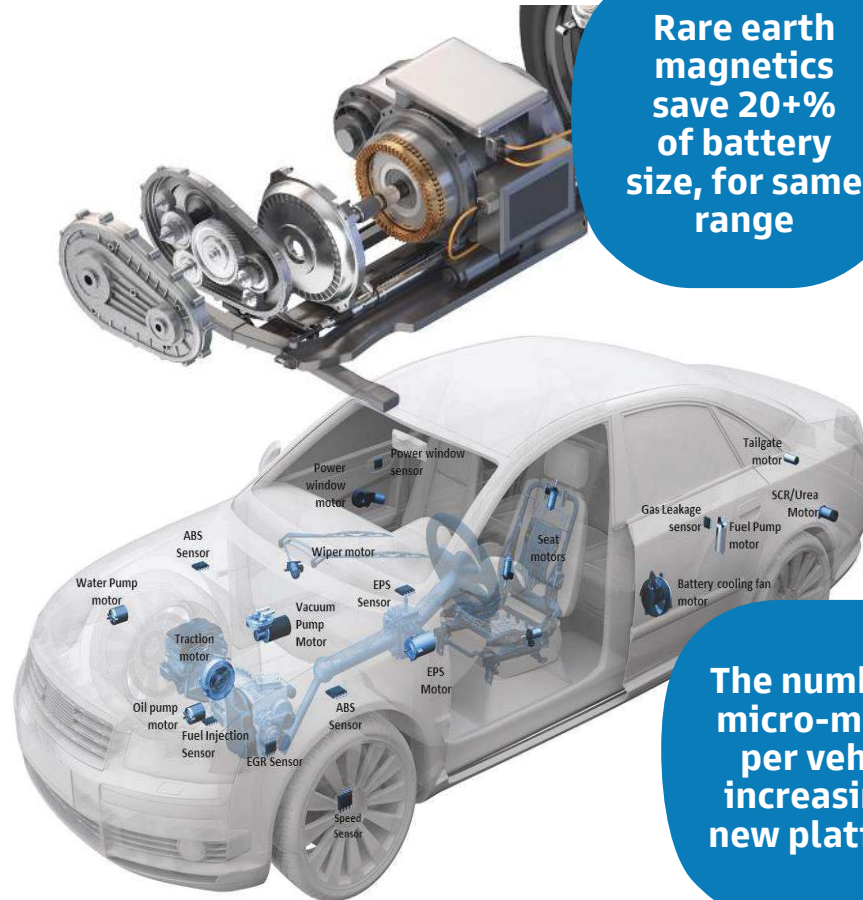
Brushless DC (BLDC) Motors

- Autonomous vehicles add demand for BLDC motors with rare earths magnets
- BLDC motors with rare earth magnets are growing as they become the design choice for lower cost electronics

Other Motors

Continued growth in bonded magnet applications:


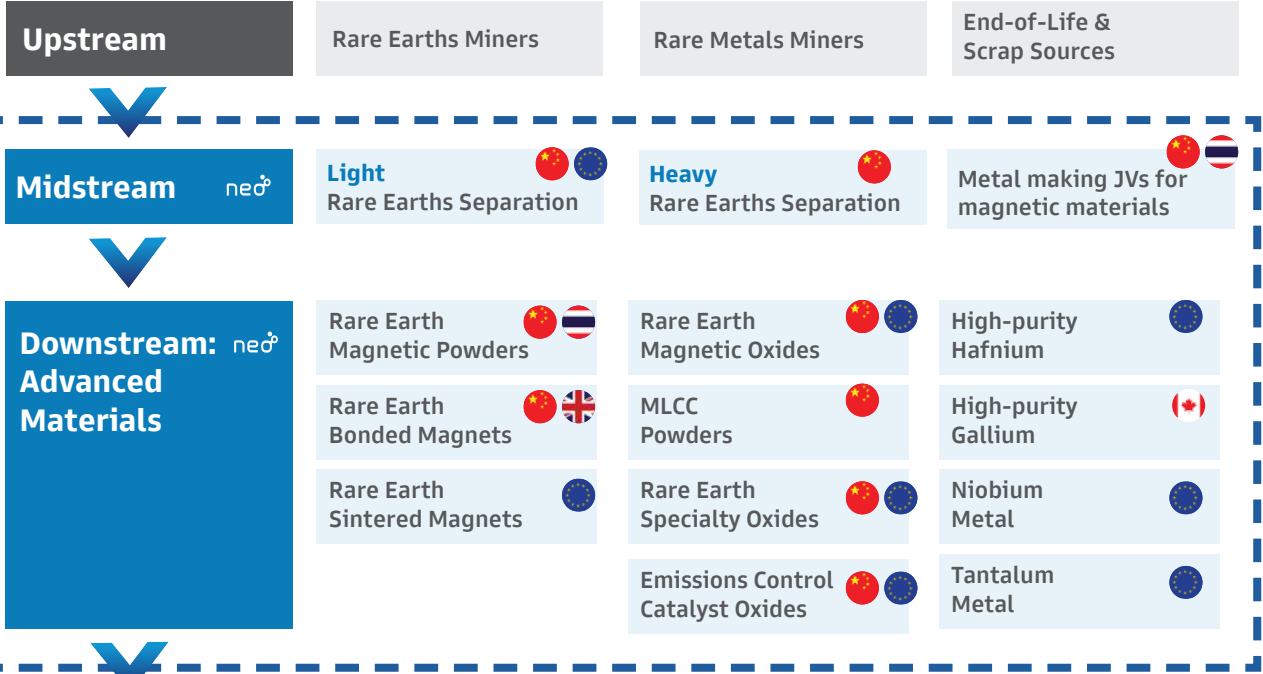
- Pumps
- Sensors
- Seat/window motors
- Cooling fans for microelectronic and battery assemblies



Rare earth magnets are to EV traction motors, what lithium & cobalt are to batteries.

Neo's Position in Parallel and Integrated Supply Chain

Non-captive midstream & downstream assets offer supply chain resilience and optionality to our customers.



Global engineering centres at talent hubs: Singapore, UK, Estonia, Canada. Global sales offices that speak language of our customers – literally & technically.

Neo is focused on advanced, value-add processing of critical materials. Global manufacturing in low-cost jurisdictions:

 China, Thailand, Estonia



Focus on Rare Earth EV Magnetics Growth outside of China



Neo's New Positioning in the EV Magnet Growth Curve

An example of Neo's growth opportunities in rare earth magnetics: EV traction motors in Europe and North America

EV Magnet Europe & North America Market Opportunity in 2035

40M EV x **1.5KG/EV** x **\$60/KG**

EV motors produced in North America and Europe by 2035

Average motor content of Sintered NdFeB Magnet

Average Selling Price of Magnet

Source: BMO Research and Management Estimates

\$90/EV

Indicative rare earth magnet value per vehicle

\$ 4 billion

Market Size by 2035, Europe & North America:
(Conservative base case)

Source: Adamas Intelligence, BAML Securities, and Management Estimates



"Just last year, I was in Narva announcing the first award decision by the European Union's Just Transition Fund to Neo. And today, we already celebrate the ground-breaking of this project. Neo Performance Materials, a Canadian company, is constructing a rare earth magnet plant right here."

[Click here for full speech](#) June 28, 2023

Ursula von der Leyen, President of the EU Commission

First Outside of China Sintered Magnet Plant for EVs

Construction is on budget, and on schedule

Currently building an industrial-scale sintered NdFeB magnet manufacturing in Estonia that benefits from:

- **Won award with Tier 1 manufacturer** for 1/3 capacity of Phase 1
- **In-house metal-making**
- **Expedited EV platform qualification** program based on Magnequench's three decades experience in magnet production and automotive sales
- **Co-location** with current separations facility (15 mins away)

Phase 1: 2,000 t/year

Anticipated Phase 2: 5,000 t/year total



Co-funded by
the European Union



Future North America Facility in early planning and consideration stage

Neo's Goal: to capture at least 15% market share in the geographies it aims to supply.

Why now? Inflection Point in Industry

Paradigm shifts creating major opportunity for Neo Performance Materials



Energy Transition and Electric Vehicles

- EVs to grow from **11 million to 63 million by 2030***
- 85% of EV motors today use RE magnets
- Net neutral 2050 targets require energy-efficient motors

Customers Requiring Supply Chain Diversification

- ~90% of rare earth magnets presently from China
- OEMs cannot depend on a single jurisdiction for their magnets for EV

Public Policy Tailwinds

- EU's Critical Raw Materials Act set targets for OEMs to source:
 - < 60% of magnets from one country outside the EU,
 - 40% of processed material to originate in EU, and
 - 25% from recycled sources
- United States' Inflation Reduction Act incentivizes near-shoring of electric vehicle, renewable energy & clean tech manufacturing at large

** Bank of America, Nov 2023*

Neo's geographical presence and asset mix help capture value from these macro megatrends.

How the outside of China EV motor magnet market unfolds

What does it take to win business in this market space?

Neo wins with:

- ✓ **Experience in Rare Earth Industry** - operating dual supply chains inside and outside of China, along the value chain
- ✓ Its **25 years of RE magnet R&D**, commercialization and manufacturing
- ✓ Its **three decades of automotive** qualification and supply experience



金力永磁
JLMAG

韵升集团
YUNSHENG YUNSHENG GROUP

正海磁材
ZHmag

中科三环
ZHONG KE SAN HUAN

天和磁材
TIANHE MAGNETICS

金龙稀土
XTC GOLDEN DRAGON RARE-EARTH

大地熊
Earth-Panda

YSH



ShinEtsu



STAR GROUP

DAIDOO

PROTERIAL

TDK



neo
Performance Materials

GN
AUTOMOTIVE

MP MATERIALS


VAC
VACUUMSCHMELZE

NOVEON
MAGNETICS

2035 competitor landscape for EV magnets sold outside of China.

Current commercialized rare earth value chain, outside of China

Neo **already** has the most integrated presence in the value chain, with non-captive assets.
Most integrated and only dual supply chain to serve customers:



Source: The pie charts reflect production China (red) vs. Rest of World (blue) – they are based on Management estimates from consolidated data from Adamas, the US Geological Survey, and supplier/customer discussions.

Neo's Proven Magnetism Competency

Neo has more rare earth advanced degrees and technical experts across RE magnetism than any other company outside of China or Japan.

First-of-its-kind EV Motor-Magnet Customer Case:

Traction Motor Magnets Without Heavy Rare Earths



Neo was recently awarded a next-generation of a heavy-rare-earth-free traction motor platform with a new manufacturing process



Complex Motor-Magnet Design Customer Case:

Ultra-High-Speed Motor, major cost savings innovation

Confidential Customer (\$8 billion Motor OEM)

Motor Magnet Design Challenge:

Customer's magnet portfolio was not able to withstand the centrifugal force for their new ultra-high-speed motor design, while manufacturing cost was not meeting target threshold.

Neo Magnequench's Unique Solution:

Customer turned to Neo to develop an unprecedented magnet design for this complex engineering challenge. Neo's chemical engineering and applied magnetism R&D teams were able to develop a product that withstands the centrifugal forces. Neo's custom developed magnet saved the use of carbon fiber sleeve on exterior of magnet, ultimately saving significant costs from overall motor design and improving performance.



Neo has a long history of technical and engineering experience in RE magnetism.



Business Units in Focus



Business Unit Focus: Magnequench

Neo's Magnequench is currently the #1 market leader for rare earth magnetic powders for bonded and hot deformed NdFeB magnets

- ✓ **Original founder of the NdFeB magnet, 37 years ago:** Founded within General Motors in 1986, it was spun-out in the mid-90s as an independent company. Magnequench joined the Neo family in 2005.
- ✓ **Manufacturing and R&D operations** both **inside and outside of China**
- ✓ Track record of successful **acquire-and-grow** strategy in niche markets where it has the potential of becoming a market leader
- ✓ Neo's magnetics team includes 500+ **production line staff**, 75+ **R&D scientists** and **process engineers**.
- ✓ Engineering solution for development and manufacturing heavy-free rare earth magnets



Applications of Products



**High Efficiency
Water Circulation
Pumps & Motors**



**Residential
Appliances**



**Vehicle Pumps,
Sensors & Motors**



**Industrial
Automation**

Neo's Magnequench has the most strategic assets, globally versatile supply agreements, technical expertise and sales experience than any magnet company outside of China and Japan.

Business Unit Focus: Magnequench

Strategic M&A in growth areas with thoughtful post-merger integration

Acquisition of AsiaMag in 2019

(Chuzhou, China)

- The acquisition of AsiaMag (Chuzhou, China) in Q3 2019 marked Neo's beginning in making bonded magnets.
- Increased the volume 5-fold to establish ourselves as one of the top 5 largest bonded magnet makers in China



Acquisition of SGTec in 2023

(Essex, United Kingdom)

- The acquisition of SGTec advances Neo's knowledge in rare earth magnets for soft magnetic composites, ultra-high-density magnetics, proprietary technical specs for bonded magnets, and automated solenoid magnetic assemblies.
- Successful integration of development, manufacturing and sales opportunities - adding assembly capabilities.



Customers

YASA



gm general motors

dyson

CATERPILLAR®

Sensata
Technologies

BorgWarner



Neo knows how to scale differentiated assets in the rare earth magnet value chain.

Business Unit Focus: Chemicals & Oxides

Parallel supply chain, with focus on rare earth separation and rare-earth-based advanced products.

- **Three decades** of experience in rare earth production
- Only company to have rare earth separation capabilities **both inside and outside of China**
- **Heavy** rare earth separation capabilities
- **Non-captive** separation facilities in Europe and China
- Track record in rare earth **supply chain development**:
 - Currently most globally diversified rare earth sourcing
 - Offtakes and MOUs with numerous up-and-coming projects
- Commercialized Water Treatment product from non-magnetic rare earths
- Most advanced **R&D** lab and largest **technical salesforce outside of China**
- **Top 3 producer** of Environmental Emissions Control Catalysts



Neo has the most strategic collection of rare earth separation assets and know-how.

Business Unit Focus: Chemicals & Oxides

Critical midstream assets and know-how that supplies our magnet business with oxides and commercialized specialty chemicals for environmental and microelectronic applications.


Environmental Catalysts



Environmental Emissions Control Specialty Catalysts

- Capitalizes on the Hybrid-EV balance of emissions control catalytic material needs
- State-of-the-art manufacturing facility

Advanced Rare Earth Products



Multi-Layer Ceramic Capacitors

- Enable smaller semiconductor node designs
- More efficient and high temperature capacitance

New Product Development



Municipal Water Treatment Plants



Fire Retardant Applications



Anti-viral/-microbial Applications

Neo has the most strategic technical and product development know-how in rare earths.

Business Unit Focus: Rare Metals

Recycling and high-purity refining value-add steps of critical minerals for growth industries

- ✓ High barriers to entry due to significant capital investment requirements and technical requirements.
- ✓ Diversified salesforce, R&D and engineering **outside of China**.
- ✓ Hafnium and gallium recycling and refining operations and productions of critical materials **for microelectronics** and **aerospace industry**.
- ✓ Over 30 years of experience in **extractive metallurgy**, and in **development** and **manufacturing** of customized engineered materials.

Industries Depending on our RM Products



Aerospace



5G



Medical Imaging



Space Exploration



Neo's Rare Metals products offer revenue diversification to the rare earth business.

Business Unit Focus: Rare Metals

The only LED and semiconductor-grade gallium producer in North America


Operating Facility

- Location:** Ontario (Canada)
- Feedstock:** all recycled sources of GaAs crystal wafers and sludge, and GaN crystal scrap
- Products:** Ga metal at 6-8N purities, Ga_2O_3

Proprietary Recycling Technology

- Electro-winning of metallic liquid gallium in customized cells, from sodium gallate or sodium hydroxide electrolyte. Solid state anodes and cathodes.
- Hydrometallurgy:** Patented, highly flexible leaching and solvent extraction process.
- Unique feature:** Process operates above mp of Ga, so liquid gallium recovered by opening a valve at bottom of cell = "tapping". Spent electrolyte recycled to SX strip or used in pH modification.

Neo's commercially-operating production of gallium in Canada is increasingly relevant post the latest export restrictions of gallium from China.



Neo contributes 5% of global gallium supply and recycles 25+% of global gallium-containing scrap.*

Source: *Management estimates from customer discussions.

Quarterly Progress & Financial Results



Consolidated Financial Statements

Healthy EBITDA, strong cash flow generation, and financial capacity to grow.

Income Statement Selected Data

	Q-over-Q Comparison		Year-over-Year Comparison	
	Q2 2024	Q2 2023	YTD 2024	YTD 2023
<i>US\$ 000s (excl. EPS)</i>				
Revenue	\$107,549	\$170,430	\$229,644	\$305,960
Adjusted EBITDA	\$13,392	\$19,548	\$24,152	\$20,335
Adjusted net income (loss)	\$5,251	\$2,465	\$5,644	(\$6,516)
Adjusted EPS	\$0.13	\$0.05	\$0.14	(\$0.14)

Balance Sheet Selected Data

	Q-over-Q Comparison		Year-over-Year Comparison	
	Q2 2024	Q2 2023	YTD 2024	YTD 2023
<i>US\$ 000s</i>				
Cash Tax Paid	\$5,790	\$2,772	\$13,303	\$8,033
Sustaining CapEx	\$3,312	\$2,629	\$4,994	\$5,456
CapEx for Projects	\$15,259	\$4,191	\$31,054	\$6,380

Cash Flow Statement Selected Data

	Quarter Comparison	
	June 30, 2024	Dec. 31, 2023
<i>US\$ 000s</i>		
Cash (including restricted)	\$100,536	\$90,252
Inventory	\$163,946	\$197,453
Debt	(\$49,454)	(\$25,331)

Shareholder Related Selected Data

	Q-over-Q Comparison		Year-over-Year Comparison	
	Q2 2024	Q2 2023	YTD 2024	YTD 2023
<i>US\$ 000s (excl. EPS)</i>				
Dividends Paid to Shareholders	\$3,127	\$3,343	\$6,211	\$6,722
Dividend per common share	\$0.10	\$0.10	\$0.10	\$0.10
Repurchase of common shares under NCIB	\$0	\$1,202	\$2,250	\$1,202

Downstream margins driving growth as we continue to simplify business.

Financial Performance by Business Unit

neo ^o Magnequench	Q-over-Q Comparison		Year-over-Year Comparison	
US\$ 000s (excl. volume)	Q2 2024	Q2 2023	YTD 2024	YTD 2023
Volume (tonnes)	1,190	1,037	2,403	2,024
Revenue	\$42,096	\$49,329	\$87,576	\$104,494
Operating income	\$2,257	\$1,077	\$5,641	\$2,032
Adjusted EBITDA	\$6,168	\$5,274	\$12,280	\$8,530

Quarter Highlights:

- Volumes up due to recovery in magnetic powder for traction motor applications and growth in magnet volumes
- Continued headwinds in select magnetic powder end-markets including circulation pumps and electric power steering
- Magnet plant construction in Europe remains on schedule and on budget with building structure complete and all critical equipment ordered

neo ^o Chemicals & Oxides	Q-over-Q Comparison		Year-over-Year Comparison	
US\$ 000s (excl. volume)	Q2 2024	Q2 2023	YTD 2024	YTD 2023
Revenue	\$34,478	\$71,276	\$74,991	\$122,565
Operating income (loss)	\$198	\$1,524	(\$1,906)	(\$4,602)
Adjusted EBITDA	\$2,651	\$2,913	\$2,271	(\$1,649)

Quarter Highlights:

- Rare earth price declines continue to drive margins pressure with C&O separation delivering negative \$2.6M gross margin in 1H'24
- ZAMR light rare earth separation facility closed in 2Q'24; expected to improve return on capital and reduce earnings volatility
- Emissions catalyst business effectively executing construction and commissioning of NAMCO relocation project. Expected to finish under budget and reach full production in 1H'25.

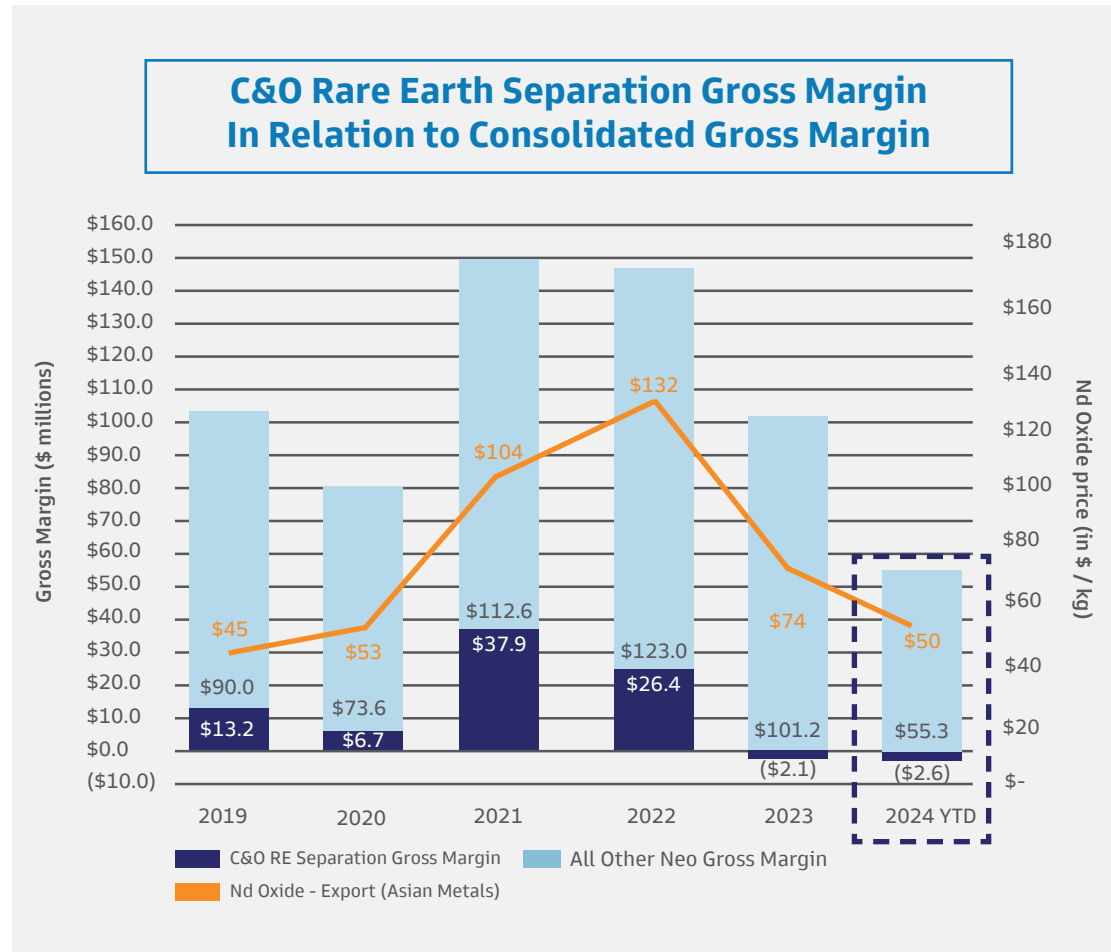
neo ^o Rare Metals	Q-over-Q Comparison		Year-over-Year Comparison	
US\$ 000s (excl. volume)	Q2 2024	Q2 2023	YTD 2024	YTD 2023
Revenue	\$31,909	\$49,825	\$69,187	\$78,901
Operating income	\$8,573	\$16,686	\$17,373	\$22,518
Adjusted EBITDA	\$8,786	\$16,950	\$18,024	\$23,114

Quarter Highlights:

- All Rare Metals' facilities performing well; strength in hafnium continuing to be the largest contributor to margins
- 2Q'24 margins slightly ahead of expectations but below prior year due to abnormal level of hafnium spot sales in prior year
- Niobium business delivering substantial improvements in financial performance with closure of hydrometallurgical processing in 4Q'23

Impact of Rare Earth Pricing on Gross Margins

- Volatility in rare earth prices can negatively or positively impact gross margins due lead-lag (the selling of higher or lower cost inventory purchased months earlier)
- Lead-lag impact is primarily concentrated in C&O's separation business which operates in the midstream sourcing and processing rare earth carbonate
- The remaining Neo businesses are less exposed to pricing volatility due to several factors:
 - Higher value-add products
 - Pass-through pricing agreements
 - Higher inventory turns
- Excess margins were earned in FY 2021 and 1H'22, while RE prices were rising. Abnormal negative impact on margins from 1H'22 to 2Q'24, while RE prices were falling



Source: Asian Metals Index Nd Oxide prices are reported on monthly average.

Strategic Capital Projects Funding Plan

Capital Spend Requirements

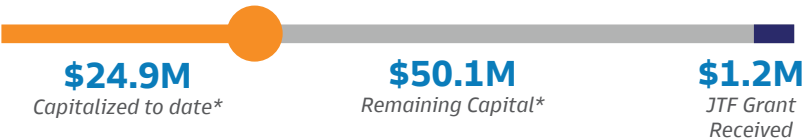
NAMCO Relocation

Site commissioning 2H'24; run-rate production in 1H'25



Rare Earth Magnet Plant in Europe

Advanced stages of construction; site commissioning in 2025



Source of Cash

Cash On Hand

\$101M Some of this cash, approx. \$40M, would be needed to fund regular operations

Incremental Debt

\$25-\$75M \$25M for NAMCO plus anticipated debt for the rare earth magnet plant in Europe.

Just Transition Fund ("JTF") Grant

\$12-15M Secured funding from EU Commission for eligible project costs of rare earth magnet plant in Europe.

Cash from Operation

Balance Continued strength in CFOA through strong working capital management. Estimated working capital benefits in 2024 of \$30-50 million.

* Spend as of June 30, 2024

Changes in Operating Strategy & Asset Base

Shutdown of Light Rare Earth Separation in Zibo, China



Discontinuing Solvent Extraction Operations expected to improve ROCE and reduce Earnings Volatility

- Neo shutdown the solvent extraction line at its legacy Zibo facility in China and will shift the manufacturing of value-add specialty products to its new environmental emissions catalyst facility (NAMCO) and Europe.
- Neo is focused on shifting focus to high margin in downstream verticals and is taking steps to protect against exposure to underlying rare earth price volatility.
- The closure does not affect downstream speciality product manufacturing while improving return on capital employed and earnings volatility.
- Closure not expected to have an adverse impact to 2024 Adjusted EBITDA outlook and is expected to generate additional Net Cash.

Hydromet Shutdown & Operational Transformation in Estonia




Rare Metals midstream facility in Europe halted hydrometallurgical processing of niobium- and tantalum-bearing ore

- Since December 2023, Neo's Rare Metals midstream facility in Estonia, Europe has updated manufacturing processing of niobium and tantalum to improve business performance by halting hydrometallurgical processing.
- Since the shift, future products have been derived from oxides and recycled materials. This has led to sourcing agreements for this reduced environmental footprint input materials.
- The halting of this process has led to reduced working capital requirements, increase supplier base and simplified process.
- Focus now shifted on operational improvements and opportunities for higher value sales
- Expecting reduced inventories by the end of the year.



Governance & Management



Sustainability in our Products

Neo's products truly fast-forward our world's transition to green technologies, by supporting the management of energy reduction/generation and water/air quality.



CO₂-e Abatement via EVs

Empower the annual abatement of half gigaton CO₂-e with EV Magnet.



Protection of Freshwater

Neo's WaterFX specialty chemicals product helps municipal water treatment plants in reducing algae development in freshwater resources.



Aviation Emissions Reduction

Tantalum in superalloys reduce aircraft weight and equivalently fuel consumption.



ICE Emissions Reduction

Innovative formulation for next-generation emissions control catalysts with higher environmental requirements



Circular Economy

Recycling gallium waste from semiconductor wafer manufacturing and refining it into high-purity commercialized products in the same value chain



Water Circulation Pumps

Our magnetic powders used in water circulation pumps are energy saving. In the EU alone, the energy-saving impact was equivalent of the power generated by two average nuclear plants.

Neo continuously studies and publishes the environmental impact of its products in applications.

Annual, Transparent ESG Reporting at our Customer Standards

Neo's quantitative and qualitative performance of its environmental, social, and governance impact and practices undergoes an annual review & publication process.



Tianjin,
China



Sillamäe,
Estonia



Korat,
Thailand



Zibo,
China



Jiangyi,
China

- **Occupational Health & Safety:** Over past 10 years, the frequency of lost-time incidents has been reduced by more than 80%
- **GHG Reduction Strategy:** Currently undergoing total operational review from an energy consumption and GHG emissions perspective



Neo published its second Annual Sustainability Report in November 2023.

Executive Management

Neo's Executive team is comprised by experienced executives in general management, finance, operations, sales & marketing, law, and engineering.



Rahim Suleman
CEO & President

- Former CFO of Neo for 6 years and 1 year as CEO
- Former CFO at Tier 1 automotive suppliers



Jonathan Baksh
CFO & EVP

- Former Divisional CFO at Celestica
- Alumnus of General Electric's Internal Audit Leadership Program



Kevin Morris
CSO & EVP

- 13 years of executive management at Neo
- Former managing partner of US law firm



Jeff Hogan*
EVP for C&O

- 24 years of manufacturing, sales & general management at Neo's rare earth separations and specialty chemicals division



Greg Kroll
EVP for MQ

- 23 years of sales and general management experience at Neo's magnetics division



Mohamad El-Mahmoud**
EVP for RM

- 25+ years career in P&L and product development management at global Tier 1 automotive suppliers



Ali Mahdavi
SVP Capital Markets & IR

- 30 years of capital markets experience
- 20+ years leading investor relations for Neo

**Retiring on September 30, 2024*

*** Assuming responsibility for C&O from, in addition to RM, from October 1, 2024*

The Executive team is responsible for growing the business, investing capital, and contributing to the communities in which Neo operates.

Board of Directors: Independent Directors

Neo's Board is comprised by current & former senior executives, with backgrounds in law, government, accounting, finance, material science, and rare earth industry management.



Claire Kennedy
Chair of Board

- Former senior partner at major Canadian law firm
- Chair and director at major private & publicly-listed companies, government bodies, and non-profit boards
- Education in Chemical Engineering



Gail Edwards
Audit Committee Chair

- Former CFO of large-cap publicly listed companies
- 20+ years experience in corporate government and audit committees



Dr. John McGarva
Director

- 20+ years in design, engineering and manufacturing
- Former BU Head of Engineering at Dyson
- Education in Manufacturing and System Engineering



Eric Noyrez
Lead Director
HESS & Compensation
Committees Chair

- Former CEO of Lynas Rare Earths & Serra Verde
- Former Tier 1 automotive executive



Edgar Lee
Corporate Governance &
Nominating Committee Chair

- 20+ years in M&A and capital markets
- Former PM of \$6B fund at Oaktree Capital Management
- Former CEO of Oaktree's 3 Business Development Companies



Hua Du
Director

- Current CEO of Asia's leading aquaculture food supplier
- Former President of Global Business Units and Executive of global \$15+ Billion turnover chemicals and materials company, with manufacturing value-add rare earth products



Performance Materials

Corporate Headquarters

Suite 1740, 121 King Street West
Toronto, Ontario, Canada, M5H 3T9
Phone: (416) 367 8588